

Threadneedle Dollar Bond Fund

Investment Objective and Policy

The aim of the Fund is to provide income with the potential to grow the amount you invested as well.

The Fund invests at least two-thirds of its assets in US Government bonds (which are similar to a loan and pay a fixed or variable interest rate) as well as bonds issued in US Dollars by companies and governments worldwide and large international organisations such as the World Bank or the International Monetary Fund.



AAA

Fund Manager(s)
David Oliphant
Since: 04 1998

Fund Facts

Index 50% Merrill Lynch US Treasury Master, 50% Merrill Lynch Euro Dollar Global

Peer Group¹ Morningstar - Offshore and International Funds - USD Diversified Bond

Fund Size \$107.2m
Launch Date April 1998

Distribution Yield 2.90% p.a.
(Estimated Gross)

Underlying Yield 1.90% p.a.
(Estimated Gross)

Pay Dates 7 May, 7 November
XD Dates 8 March, 8 September

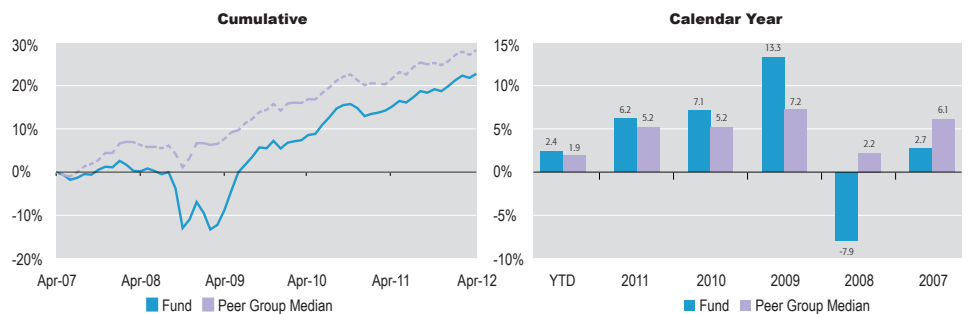
Type of Share Income & Accumulation

Share Class & General

	Retail	Inst
Initial Charge	5.00%	-
Annual	1.00%	-
Min. Investment	\$3,000	-

All information expressed in US Dollars

5 Year Performance



Fund Performance - Cumulative

	1M%	3M%	YTD%	1Y%	3Y%	5Y%	10Y%
Fund (Net)	0.8	1.2	2.4	6.6	34.7	22.8	53.0
Index (Gross)	1.3	0.6	1.6	7.9	21.9	37.2	76.7
Peer Group Median (Net) ¹	0.8	0.7	1.9	5.7	21.5	28.2	58.8
Ranking ¹	48/90	27/90	31/90	24/85	10/77	55/72	32/46
Quartile Ranking ¹	3	2	2	2	1	4	3

Performance 12 Months Ending

	30th Apr 08	30th Apr 09	30th Apr 10	30th Apr 11	30th Apr 12
	0.2%	-9.0%	19.1%	6.1%	6.6%

Note: All performance figures relate to the Gross Acc Class 1 (Retail) USD share class.

Top 10 Issues

Issue	%	Total % in top 10: 38.6
United States Treasury Note/Bond 1.25 31/10/2015	7.1	Total Number of Stocks in Portfolio: 85
United States Treasury Note/Bond 3.875 15/08/2040	6.4	
United States Treasury Note/Bond 0.25 15/12/2014	6.1	
United States Treasury Note/Bond 1.75 15/08/2012	4.9	
United States Treasury Note/Bond 1.375 15/05/2013	4.8	
United States Treasury Note/Bond 0.5 31/05/2013	2.0	
Province of British Columbia Canada 2.65 22/09/2021	1.9	
Province of Ontario Canada 1.6 21/09/2016	1.9	
United States Treasury Note/Bond 4.25 15/05/2039	1.8	
Inter-American Development Bank 4.25 10/09/2018	1.7	

Past performance is not a guide to the future.

Index returns assume reinvestment of dividends and capital gains and unlike fund returns do not reflect fees or expenses. The index is unmanaged and cannot be invested in directly.

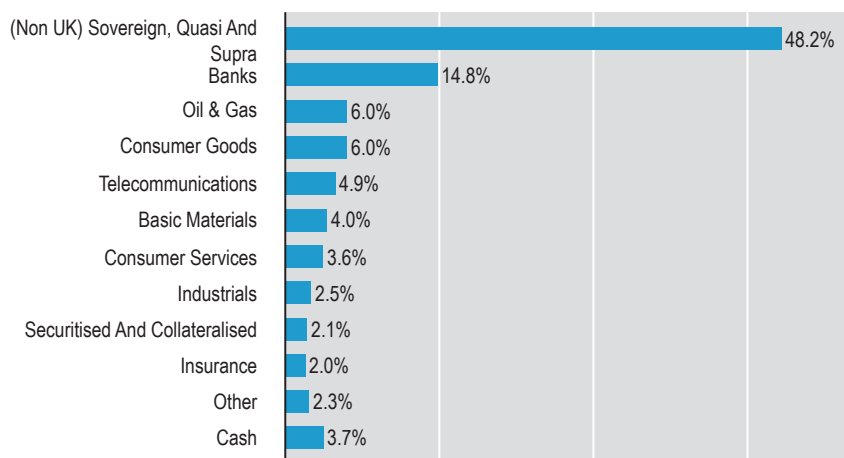
The value of investments and any income from them can fall as well as rise. Source performance: Copyright © 2012 Morningstar UK Limited, assumes income is reinvested for a non-UK taxpayer in fund currency, bid to bid (which means performance does not include the effect of any initial charge). Source other: Threadneedle. All performance and information is quoted in retail share class.

¹ The Peer Group Median (Net), Ranking and Quartile Ranking are referenced to the Peer Group. Morningstar changed its definition of the GIFS Offshore Universe as at February 2011. This resulted in this fund being removed from it. For the purposes of comparison, Threadneedle continues to use this Universe with its fund included.

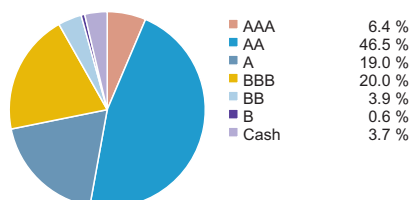
Contact Details

Tel: +31 20 301 2101
benelux@threadneedle.com

Sector Weightings



Credit Rating Weightings*



Portfolio Characteristics

Average Life	6.9
Effective Duration	5.3

Risk Analysis**

Absolute Volatility	4.53%
Sharpe Ratio	2.22

Additional Information

* Credit Ratings are derived from averaging the scores of Moody's, Standard & Poors and Fitch, where provided.

**Due to timing differences some statistics have been omitted. Please contact Threadneedle for more information.

Please note this fund may not be registered or authorised in all jurisdictions. For detailed information please consult threadneedle.com

Fund Codes

Retail (Gross) Acc USD

Sedol	B44DFG3
ISIN	GB00B44DFG38
Bloomberg	THDBRGA LN Equity
Reuters	-
WKN	A1H74F
Valoren	12681522

For further details on fund codes for other classes, please contact Threadneedle



Citywire's exclusive methodology ranks fund managers according to their individual track record, rather than simply the performance of the fund they currently run. They look at how much risk managers have taken to produce their returns. A manager who takes lots of risk to produce good returns would be in danger of failing to deliver those results in the future. Because Citywire's European Fund Manager ratings vary by European territory, we quote the highest score awarded for any one or more country within the region. Ratings as per last month.

Please refer to further Risk Warnings and Glossary at the rear of this document.

Risk Warnings

Market Risk: The value of investments can fall as well as rise and investors might not get back the sum originally invested, especially if investments are not held for the long term.

Currency Risk: Where investments are made in assets that are denominated in foreign currency, changes in exchange rates may affect the value of the investments.

Issuer Risk: The fund invests in securities whose value would be significantly affected if the issuer either refused to pay or was unable to pay.

Liquidity Risk: The fund invests in assets that are not always readily saleable without suffering a discount to fair value. The portfolio may have to lower the selling price, sell other investments or forego another, more appealing investment opportunity.

Inflation Risk: Most bond funds offer limited capital growth potential and an income that is not linked to inflation. Therefore, inflation can affect the value of capital and income over time.

Interest Rate Risk: Changes in interest rates are likely to affect the fund's value. In general, as interest rates rise, the price of a fixed rate bond will fall, and vice versa. Duration is a measure of the extent to which this is the case, with a longer duration suggesting higher sensitivity to interest rate moves.

Summarised Glossary

In addition to the above specific risk warnings applicable to the fund, the second page of the factsheet includes a number of statistical measures that should also assist investors and/or their advisors in selecting funds that meets both their investment objectives and appetite for risk.

SHARPE RATIO: This measure is a risk-adjusted return statistic. It measures the fund's return over and above cash (excess return over a risk free asset) divided by the absolute volatility of the fund. It shows the trade-off between risk and return. The greater the result, the better the return the fund has delivered given the risks within the fund.

ABSOLUTE VOLATILITY: One of the main ways in which the risk of an investment is measured is calculating the degree to which its value fluctuates around an average. The standard method for calculating this volatility is standard deviation. Absolute volatility is the standard deviation of the fund's last three years' performance which is then expressed as a percentage. All the other risk measures below are also based on the last 3 year's fund performance.

AVERAGE LIFE: This is the weight adjusted average life of the bonds held in the portfolio i.e. on average how many years to go before their expected redemption.

BETA: This is a measure of the volatility of the fund relative to its benchmark. A figure greater than 1 indicates that the fund will tend to outperform in a rising market and under perform in a falling one. I.e. is more volatile than the market. The reverse applies to a Beta of less than 1.

INFORMATION RATIO: This statistic is commonly used to measure a fund manager's skill against the benchmark. The out/underperformance of the fund relative to its peer group is divided by the tracking error. Therefore, anything positive is above average and anything negative is below average. The larger the number the better.

JENSEN ALPHA: A risk-adjusted performance measure that represents the average return on the fund over and above that predicted by the CAPM (Capital Asset Pricing Model), given the fund's beta and the average market return as represented by the benchmark. If the value is positive then the fund has outperformed the market and if it is negative then the opposite is true.

MODIFIED DURATION: Is a measure of risk for fixed interest securities as it predicts the sensitivity of the value of the fund's portfolio to a change in interest rates. The higher the value the greater the volatility of the fund's performance resulting from changes to interest rates. If the modified duration of a fund is 5 years then the average price movement of the fund resulting from a +/- 1% change in interest rates is 5%.

R²: This is a measure of how close the portfolio of a fund is correlated (or can be explained by) the performance of the benchmark. A result of 1 means a perfect correlation whilst 0 means there is effectively no relationship between the two performances. The degree of reliance that can be placed on the result is not linear, however. Generally, a correlation is only significant for values of 0.75 and above. Finally, it is worth noting that the higher the R² the greater the reliance that can be placed on the beta result.

RELATIVE VOLATILITY: Shows how much more or less volatile the fund has been relative to its benchmark which for all risk measures will be an index. For example if the fund's absolute volatility is 9% and the benchmark's is 10% then the relative volatility is 0.90.

TRACKING ERROR: Indicates how closely the fund tracks the benchmark. It is the standard deviation of the monthly returns of the fund divided by the monthly returns of its benchmark. The lower the number the closer the fund follows its benchmark.

Please refer to the Databook or threadneedle.com for a full Glossary of Terms.

Subscriptions to a fund may only be made on the basis of the current Prospectus. Investors should note the "Risk factors" section of the Prospectus in terms of risks applicable to investing in this or any other fund.

Issued in the rest of the world by Threadneedle Portfolio Services Limited, 60 St Mary Axe, London EC3A 8JQ, Registered No. 285988. Authorised and regulated in the UK by the Financial Services Authority. Threadneedle is a brand name, and both the Threadneedle name and logo are trademarks or registered trademarks of the Threadneedle group of companies. threadneedle.com

Issued in Hong Kong by Threadneedle Portfolio Services Hong Kong Limited 天利投資管理香港有限公司 (TPSHKL). TPHSKL can only deal with professional investors. Registered in Hong Kong under the Companies Ordinance (Chapter 32). Registered No. 1173058, 3004, Two Exchange Square, 8 Connaught Place, Central Hong Kong. Authorised and regulated in Hong Kong by the Securities and Future Commission. Register No. AQA779